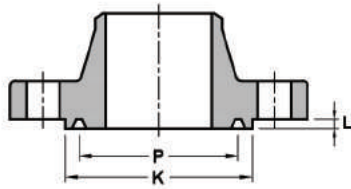


RTJ FLANGES

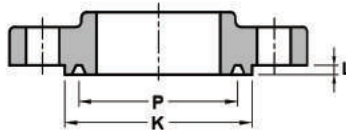


**UNGGUL
PRAKARSA
PRISMA**

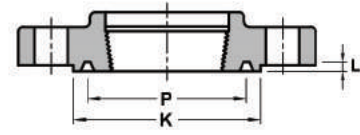
CLASS 150 FLANGES



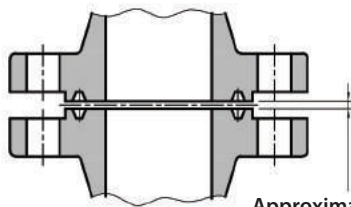
WELDING NECK



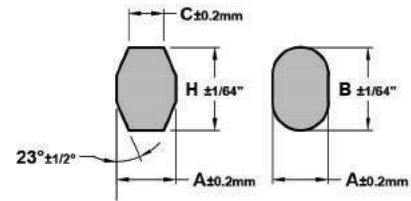
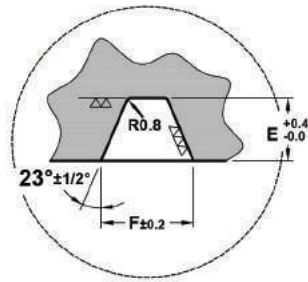
SLIP-ON



THREADED



Approximate Distance Between Flanges

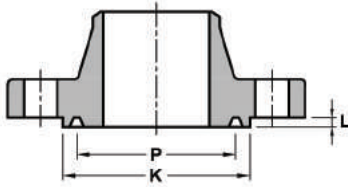
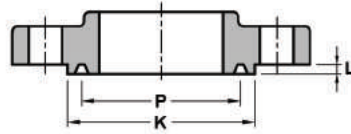
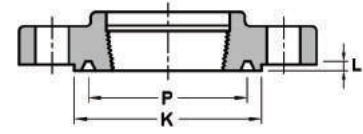
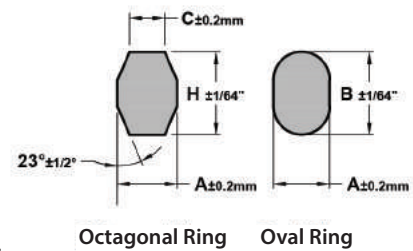
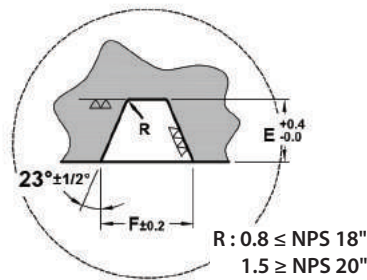
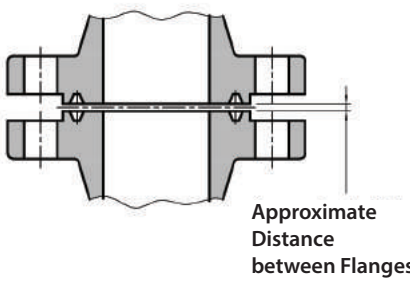


Octagonal Ring Oval Ring

Unit : mm

Nominal Pipe Size	Pitch Diam. Ring & Groove	Width of Ring	Height of Ring		Width Flat on Octa. Ring	Width of Groove	Depth of Groove	Diam. of R.F. for Ring Joint or Lapped	Ring Number	Approximate Distance Between Flanges
			Oval	Octagonal						
			P	A						
1	47.6	8	14.3	12.7	5.2	8.7	6.4	63.5	R15	4
1 1/4	57.2	8	14.3	12.7	5.2	8.7	6.4	73	R17	4
1 1/2	65.1	8	14.3	12.7	5.2	8.7	6.4	82.5	R19	4
2	82.6	8	14.3	12.7	5.2	8.7	6.4	102	R22	4
2 1/2	101.6	8	14.3	12.7	5.2	8.7	6.4	121	R25	4
3	114.3	8	14.3	12.7	5.2	8.7	6.4	133	R29	4
3 1/2	131.8	8	14.3	12.7	5.2	8.7	6.4	154	R33	4
4	149.2	8	14.3	12.7	5.2	8.7	6.4	171	R36	4
5	171.5	8	14.3	12.7	5.2	8.7	6.4	194	R40	4
6	193.7	8	14.3	12.7	5.2	8.7	6.4	219	R43	4
8	247.7	8	14.3	12.7	5.2	8.7	6.4	273	R48	4
10	304.8	8	14.3	12.7	5.2	8.7	6.4	330	R52	4
12	381	8	14.3	12.7	5.2	8.7	6.4	406	R56	4
14	396.9	8	14.3	12.7	5.2	8.7	6.4	425	R59	3
16	454	8	14.3	12.7	5.2	8.7	6.4	483	R64	3
18	517.5	8	14.3	12.7	5.2	8.7	6.4	546	R68	3
20	558.8	8	14.3	12.7	5.2	8.7	6.4	597	R72	3
24	673.1	8	14.3	12.7	5.2	8.7	6.4	711	R76	3

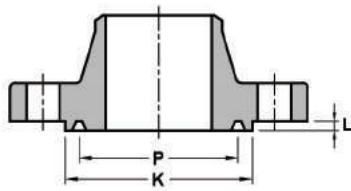
CLASS 300 / 400 / 600 FLANGES


WELDING NECK

SLIP-ON

THREADED


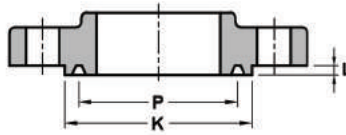
Unit : mm

Nominal Pipe Size	Pitch Diam. Ring & Groove	Width of Ring	Height of Ring		Width Flat on Octa. Ring	Width of Groove	Depth of Groove	Diam. of R.F. for Ring Joint or Lapped	Ring Number	Approximate Distance Between Flanges		
			Oval	Octagonal						CLASS 300	CLASS 400	CLASS 600
			B	H								
	P	A	B	H	C	F	E(L*)	K(Min.)				
1/2	34.1	6.4	11.1	9.5	4.3	7.1	5.5	51	R11	3		3
3/4	42.9	8	14.3	12.7	5.2	8.7	6.4	63.5	R13	4		4
1	50.8	8	14.3	12.7	5.2	8.7	6.4	70	R16	4		4
1 1/4	60.3	8	14.3	12.7	5.2	8.7	6.4	79.2	R18	4		4
1 1/2	68.3	8	14.3	12.7	5.2	8.7	6.4	90.5	R20	4		4
2	82.6	11.1	17.5	15.9	7.7	11.9	7.9	108	R23	6		5
2 1/2	101.6	11.1	17.5	15.9	7.7	11.9	7.9	127	R26	6		5
3	123.8	11.1	17.5	15.9	7.7	11.9	7.9	146	R31	6		5
3 1/2	131.8	11.1	17.5	15.9	7.7	11.9	7.9	159	R34	6		5
4	149.2	11.1	17.5	15.9	7.7	11.9	7.9	175	R37	6	6	5
5	181	11.1	17.5	15.9	7.7	11.9	7.9	210	R41	6	6	5
6	211.1	11.1	17.5	15.9	7.7	11.9	7.9	241	R45	6	6	5
8	269.9	11.1	17.5	15.9	7.7	11.9	7.9	302	R49	6	6	5
10	323.9	11.1	17.5	15.9	7.7	11.9	7.9	356	R53	6	6	5
12	381	11.1	17.5	15.9	7.7	11.9	7.9	413	R57	6	6	5
14	419.1	11.1	17.5	15.9	7.7	11.9	7.9	457	R61	6	6	5
16	469.9	11.1	17.5	15.9	7.7	11.9	7.9	508	R65	6	6	5
18	533.4	11.1	17.5	15.9	7.7	11.9	7.9	575	R69	6	6	5
20	584.2	12.7	19.1	17.5	8.7	13.5	9.5	635	R73	6	6	5
24	692.2	15.9	22.2	20.7	10.5	16.7	11.1	749	R77	6	6	6

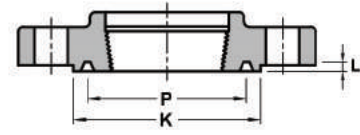
CLASS 900 FLANGES



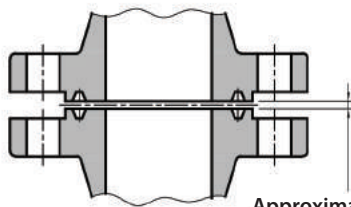
WELDING NECK



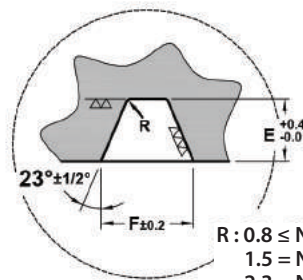
SLIP-ON



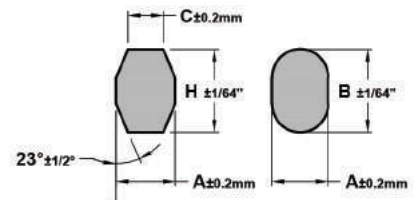
THREADED



Approximate Distance Between Flanges



R : 0.8 ≤ NPS 12"
1.5 = NPS 14"~20"
2.3 = NPS 24"

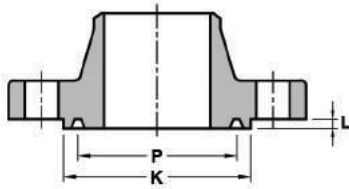


Octagonal Ring Oval Ring

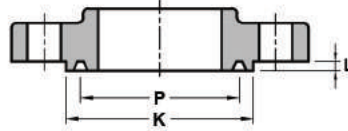
Unit : mm

Nominal Pipe Size	Pitch Diam. Ring & Groove	Width of Ring	Height of Ring		Width Flat on Octa. Ring	Width of Groove	Depth of Groove	Diam. of R.F. for Ring Joint or Lapped	Ring Number	Approximate Distance Between Flanges
			Oval	Octagonal						
			P	A						
1/2	39.7	8	14.3	12.7	5.2	8.74	6.35	60.5	R12	4
3/4	44.5	8	14.3	12.7	5.2	8.74	6.35	66.5	R14	4
1	50.8	8	14.3	12.7	5.2	8.74	6.35	71.5	R16	4
1 1/4	60.3	8	14.3	12.7	5.2	8.74	6.35	81	R18	4
1 1/2	68.3	8	14.3	12.7	5.2	8.74	6.35	92	R20	4
2	95.3	11.1	17.5	15.9	7.7	11.91	7.92	124	R24	3
2 1/2	108	11.1	17.5	15.9	7.7	11.91	7.92	136.7	R27	3
3	123.8	11.1	17.5	15.9	7.7	11.9	7.9	156	R31	4
4	149.2	11.1	17.5	15.9	7.7	11.9	7.9	181	R37	4
5	181	11.1	17.5	15.9	7.7	11.9	7.9	216	R41	4
6	211.1	11.1	17.5	15.9	7.7	11.9	7.9	241	R45	4
8	269.9	11.1	17.5	15.9	7.7	11.9	7.9	308	R49	4
10	323.9	11.1	17.5	15.9	7.7	11.9	7.9	362	R53	4
12	381	11.1	17.5	15.9	7.7	11.9	7.9	419	R57	4
14	419.1	15.9	22.2	20.7	10.5	16.7	11.1	467	R62	4
16	469.9	15.9	22.2	20.7	10.5	16.7	11.1	524	R66	4
18	533.4	19.1	25.4	23.8	11.1	19.8	12.7	594	R70	5
20	584.2	19.1	25.4	23.8	12.3	19.8	12.7	648	R74	5
24	692.2	25.4	33.4	31.8	17.3	27	15.9	772	R78	6

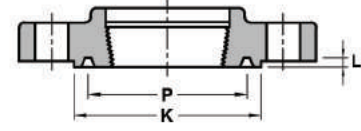
CLASS 1500 FLANGES



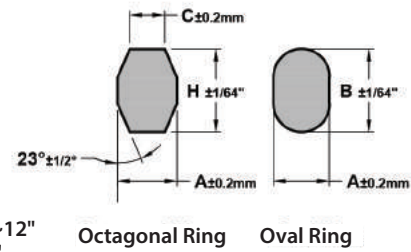
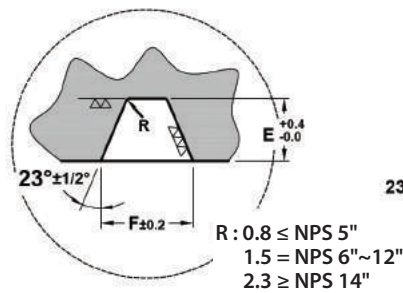
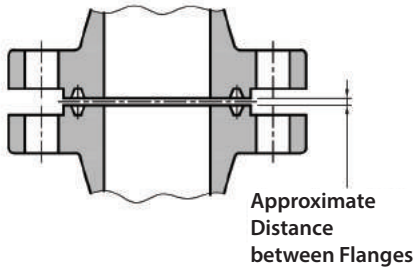
WELDING NECK



SLIP-ON



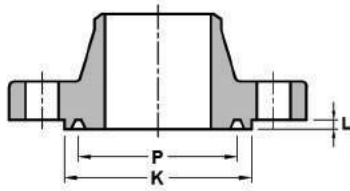
THREADED



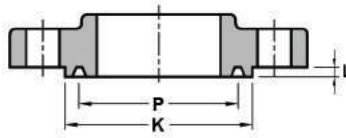
Unit : mm

Nominal Pipe Size	Pitch Diam. Ring & Groove	Width of Ring	Height of Ring		Width Flat on Octa. Ring	Width of Groove	Depth of Groove	Diam. of R.F. for Ring Joint or Lapped	Ring Number	Approximate Distance Between Flanges
			Oval	Octagonal						
			P	A						
1/2	39.7	8	14.3	12.7	5.2	8.74	6.35	60.5	R12	4
3/4	44.5	8	14.3	12.7	5.2	8.74	6.35	66.5	R14	4
1	50.8	8	14.3	12.7	5.2	8.74	6.35	71.5	R16	4
1 1/4	60.3	8	14.3	12.7	5.2	8.74	6.35	81	R18	4
1 1/2	68.3	8	14.3	12.7	5.2	8.74	6.35	92	R20	4
2	95.3	11.1	17.5	15.9	7.7	11.91	7.92	124	R24	3
2 1/2	108	11.1	17.5	15.9	7.7	11.91	7.92	137	R27	3
3	136.5	11.1	17.5	15.9	7.7	11.91	7.92	168	R35	3
4	161.9	11.1	17.5	15.9	7.7	11.91	7.92	194	R39	3
5	193.7	11.1	17.5	15.9	7.7	11.91	7.92	229	R44	3
6	211.1	12.7	19.1	17.5	8.7	13.49	9.53	248	R46	3
8	269.9	15.9	22.2	20.7	10.5	16.67	11.13	318	R50	4
10	323.9	15.9	22.2	20.7	10.5	16.67	11.13	371	R54	4
12	381	22.2	28.6	27	14.8	23.01	14.27	438	R58	5
14	419.1	25.4	33.4	31.8	17.3	27	15.88	489	R63	6
16	469.9	28.6	36.5	34.9	19.8	30.18	17.48	546	R67	8
18	533.4	28.6	36.5	34.9	19.8	30.18	17.48	613	R71	8
20	584.2	31.8	39.7	38.1	22.3	33.32	17.48	673	R75	10
24	692.2	34.9	44.5	41.3	24.8	36.53	20.62	794	R79	11

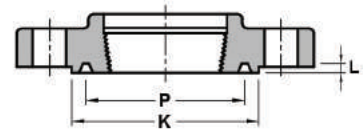
CLASS 2500 FLANGES



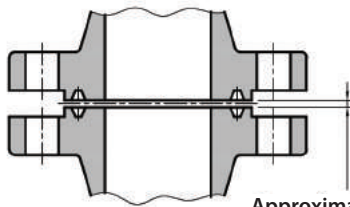
WELDING NECK



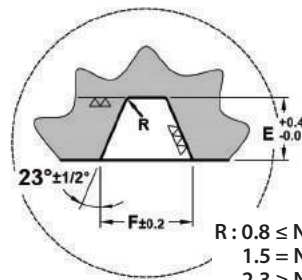
SLIP-ON



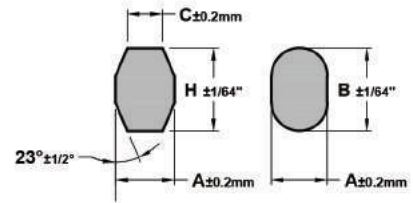
THREADED



Approximate Distance Between Flanges



R : 0.8 ≤ NPS 2"
1.5 = NPS 2.1/2"~8"
2.3 ≥ NPS 10"



Octagonal Ring Oval Ring

Unit : mm

Nominal Pipe Size	Pitch Diam. Ring & Groove	Width of Ring	Height of Ring		Width Flat on Octa. Ring	Width of Groove	Depth of Groove	Diam. of R.F. for Ring Joint or Lapped	Ring Number	Approximate Distance Between Flanges
			Oval	Octagonal						
			P	A						
1/2	42.9	8	14.3	12.7	5.2	8.7	6.4	65	R13	13
3/4	50.8	8	14.3	12.7	5.2	8.7	6.4	73	R16	16
1	60.3	8	14.3	12.7	5.2	8.7	6.4	82.5	R18	18
1 1/4	72.2	11.1	17.5	15.9	7.7	11.9	7.9	102	R21	21
1 1/2	82.6	11.1	17.5	15.9	7.7	11.9	7.9	114	R23	23
2	101.6	11.1	17.5	15.9	7.7	11.9	7.9	133	R26	26
2 1/2	111.1	12.7	19.1	17.5	8.7	13.5	9.5	149	R28	28
3	127	12.7	19.1	17.5	8.7	13.5	9.5	168	R32	32
4	157.2	15.9	22.2	20.7	10.5	16.7	11.1	203	R38	38
5	190.5	19.1	25.4	23.8	12.3	19.8	12.7	241	R42	42
6	228.6	19.1	25.4	23.8	12.3	19.8	12.7	279	R47	47
8	279.4	22.2	28.6	27	14.8	23	14.3	340	R51	51
10	342.9	28.6	36.5	34.9	19.8	30.2	17.5	425	R55	55
12	406.4	31.8	39.7	38.1	22.3	33.3	17.5	495	R60	60