




**UNGGUL
PRAKARSA
PRISMA**

Komplek Ruko Intercon Plaza Blok D No. 9, Jl. Meruya Ilir raya , Srengeseng , Jakarta Barat 11630
Phone : 6221 5890 1302 Email : unggulpp@upp.co.id Web : www.unggulpp.com

DOUBLE SEATED GLOBE VALVE



SERIES -2000

First issue Aug -2014 : Rev-0 Aug-2014



**UNGGUL
PRAKARSA
PRISMA**

Komplek Ruko Intercon Plaza Blok D No. 9, Jl. Meruya Ilir raya , Srengeseng , Jakarta Barat 11630
Phone : 6221 5890 1302 Email : unggulpp@upp.co.id Web : www.unggulpp.com

Globe Double Seated

Series 2000

Double seated Globe control Valve are essentially utilizes for variety of applications where large flow capacities with higher pressure drops condition are must & where shut off is not required.

These Valves are employed for non clean fluids with contoured type trims.

Series 2000 Double seated Globe control Valve incorporates top and bottom plug guiding to provide adequate support against side thrust of the fluid and high resistant to liberation. The valve plug design inherently features the pressure balancing effect to facilitate the high pressure drop capability with standard actuators.

Valves have a flow passage that allows smooth flow with minimum pressure loss.

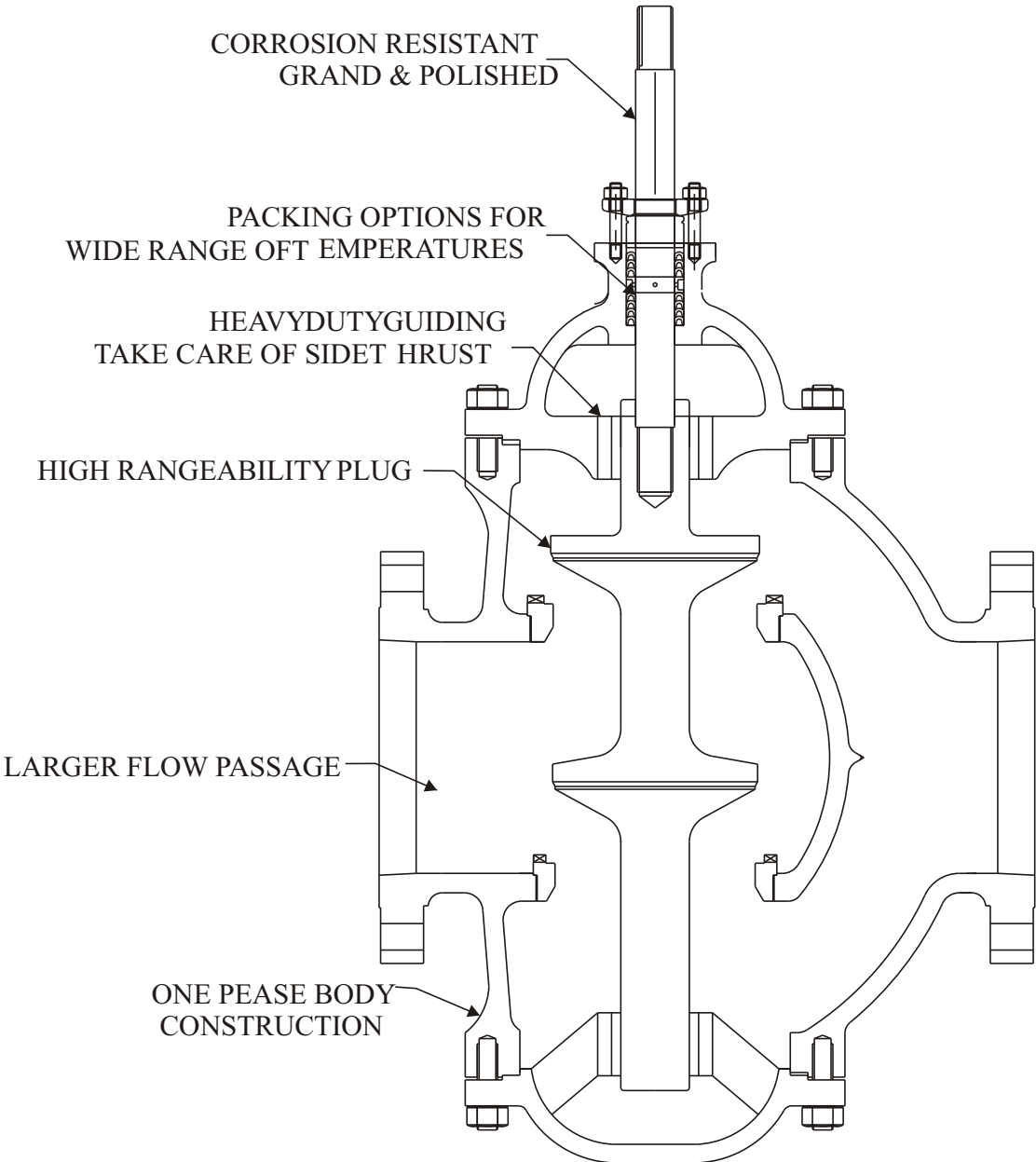
Wide range of trim options and sizes are available.

Series 2000 Valves are provided with Multi spring Diaphragm actuators or double acting cylinder actuators.

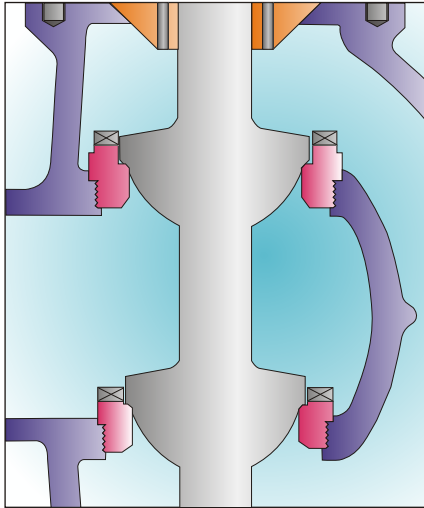
SPECIFICATIONS

Sizes	: DN 25 thru DN 600
Rating	: 1" NB thru 16" NB
Materials	: A 216 Gr WCB A 351 CF8m Other alloy materials on request
Bonnets	: Standard Extended Plain Extended Finned
Characteristics	: On-off, Equal %
Actuators	: Diaphragm Multi spring Double Acting Piston
Handwheels	: Top Mounted version Side Mounted version
Accessories	: Same as 3 way PDF.

Specifications

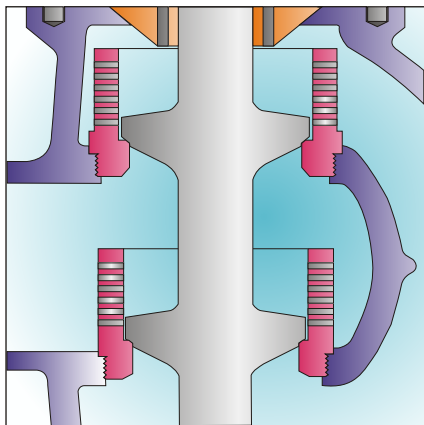


Trim Option



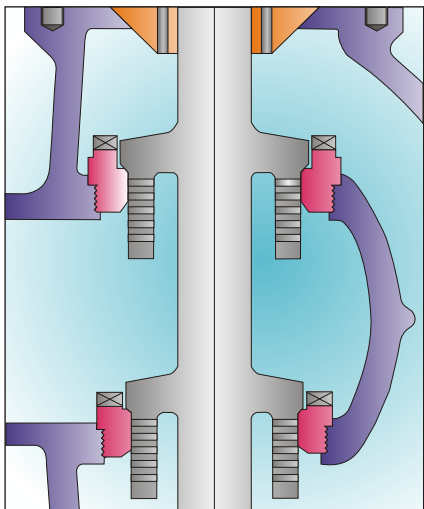
CONTOURED TRIM

Typical pr. balanced contour trim for smooth non jerky operations.



MULTI HOLE CAGE TRIM

Trim for resistance to Noise and cavitation. Takes care of high pressure drops.



MULTI HOLE PLUG TRIM

Multi hole plug trim replaceable with contoured plug if erosion, vibration & noise conditions arise due to revision of process conditions.

Cv Values

CV VALUES (USGPM)

VALVE SIZE		PORT SIZE		TRIM CONSTRUCTION		
INCH	MM	INCH	MM	Contoured	V-Port	M.H. Cage
1"	25	1 1/4"	32	24	16	16
		1"	25	16	13	13
		3/4"	20	10	8	8
1 1/4"	32	1/2"	15	7	6	6
		3/8"	10	5	4	4
		2"	50	60	48	48
1 1/2"	40	1 1/2"	40	35	28	28
		1 1/4"	32	24	20	20
		1"	25	16	13	13
2"	50	3/4"	20	10	8	8
		1/2"	15	7	6	6
		4"	100	240	192	192
2 1/2"	65	3"	80	130	104	104
		2 1/2"	65	90	72	72
		2"	50	60	48	48
3"	80	1 1/2"	40	35	28	28
		1 1/4"	32	24	20	20
		10"	250	1250	1000	1000
6"	150	8"	200	780	624	624
		6"	150	440	352	352
		5"	125	350	280	280
8"	200	4"	100	240	192	192
		3"	80	130	104	104
		12"	300	3100	2480	2480
12"	350	14"	350	2200	1760	1760
		12"	300	1650	1320	1320
		10"	250	1250	1000	1000
16"	400	8"	200	780	624	624
		6"	150	440	352	352
		24"	600	7200	5760	5760
18"	450	22"	550	6000	4800	4800
		20"	500	5000	4000	4000
		18"	450	4000	3200	3200
20"	500	16"	400	3100	2480	2480
		14"	350	2200	1760	1760
		12"	300	1650	1320	1320
24"	600	36"	900	14500	11600	11600
		32"	800	11800	9440	9440
		30"	750	10500	8400	8400
30"	750	28"	700	9500	7600	7600
		28"	700	8200	8400	8400
		24"	600	7200	5760	5760
36"	900	22"	550	6000	4800	4800

Rangeability

Valve Sizes	Contoured Trim	M. H. Plug / M. H. Cage Trim
1" - 3"	55 : 1	45 : 1
4" - 6"	65 : 1	55 : 1
8" - 12"	70 : 1	60 : 1
14 - 24"	95 : 1	90 : 1

Multispring Diaphragm Actuators

Series - M

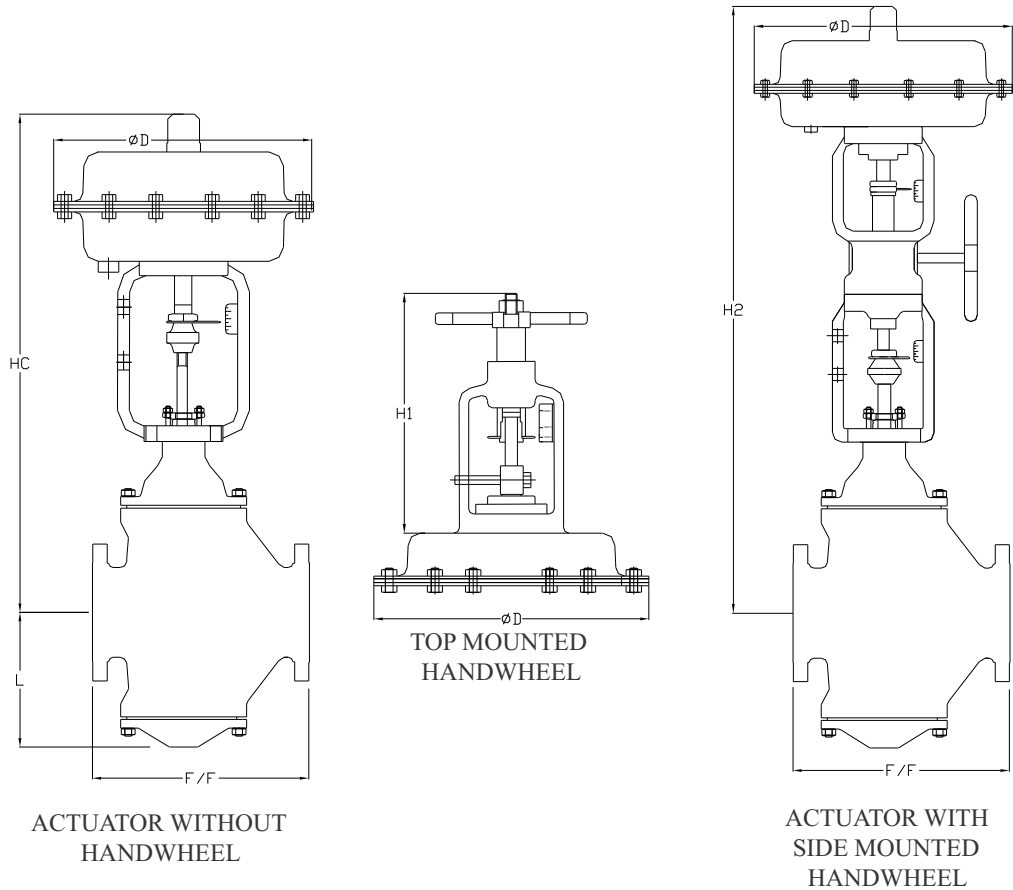


The 'M' Series control valve actuators are diaphragm actuators with pre-compressed multispring construction. They are compact, comparatively with less number of parts, easy to maintain, quickly reversible. The actuators are suitable for regulating and on-off applications. Various models are available covering small to larger thrust requirements.

The increasing air pressure supply moves the diaphragm and actuator stem opposing the spring force, while with decreasing air pressure supply the spring force moves the diaphragm in the opposite direction and back to normal position. To get various loading capacities the number of springs are altered.

The actuator can be mounted on shoulder of control valve bonnet with the help of locking ring. The connection between valve stem and actuator stem can be achieved with the help of stem connector made out of two halves. The travel indicator is coupled with the stem connector which matches with travel scale indicating the position of inner valve stem.

Dimension




Dimension (mm)

VALVE SIZE		F / F (150#)	L (150#)	HC	H1	H2	ØD
INCH	mm						
1"	25mm	184.0	101.5	490.25	255.0	786.00	290.0
1.1/2"	40mm	222.0	137.5	496.25	255.0	889.25	290.0
2"	50mm	254.0	139.0	525.25	255.0	996.25	290.0
2.1/2"	65mm	276.0	140.5	665.90	330.0	1052.75	380.0
3"	80mm	298.5	160.5	975.90	335.0	1062.75	380.0
4"	100mm	352.5	233.5	713.90	396.0	1100.75	380.0
6"	150mm	451.0	289.5	976.25	425.0	1399.25	448.0
8"	200mm	543.0	371.0	1036.75	N.A.	1459.75	448.0
10"	250mm	673.0	411.0	1268.50	N.A.	1796.00	599.0
12"	300mm	736.6	548.5	1405.00	N.A.	1932.50	599.0
14"	350mm	889.0	580.0	1408.5	N.A.	1936.00	599.0
16"	400mm	1016.0	614.9	1422.40	N.A.	1949.90	599.0

Note : Dimension here with standard bonnet

NOTE:- DIMENSION H ARE WITH STANDARD BONNET.



Komplek Ruko Intercon Plaza Blok D No. 9, Jl. Meruya Ilir raya , Srengeseng , Jakarta Barat 11630
Phone : 6221 5890 1302 Email : unggulpp@upp.co.id Web : www.unggulpp.com

